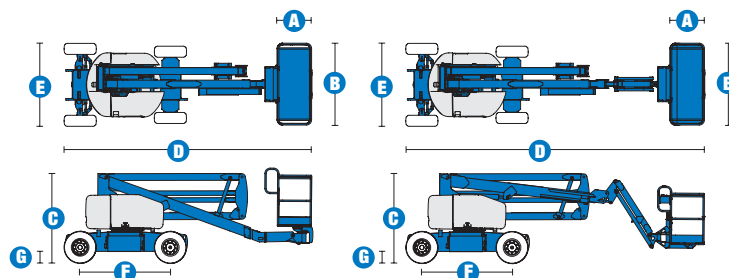


# SELF-PROPELLED ARTICULATING BOOMS

## Z™-45/25 & Z™-45/25J DC/Bi-Energy

### Specifications



MODELS	Z™-45/25 DC & Bi		Z™-45/25J DC & Bi	
MEASUREMENTS	US	Metric	US	Metric
Working height maximum*	51 ft 6 in	15.87 m	51 ft 8 in	15.92 m
Platform height maximum	45 ft 6 in	13.87 m	45 ft 8 in	13.92 m
Horizontal reach maximum	25 ft	7.62 m	25 ft 1 in	7.65 m
Up and over clearance - at platform	23 ft 1 in	7.04 m	23 ft 9 in	7.23 m
at primary arm	23 ft 1 in	7.04 m	22 ft 1 in	6.73 m
<b>A</b> Platform length	2 ft 6 in	.76 m	2 ft 6 in	.76 m
<b>B</b> Platform width	6 ft	1.83 m	6 ft	1.83 m
<b>C</b> Height - stowed	6 ft 7 in	2.00 m	6 ft 7 in	2.00 m
<b>D</b> Length - stowed	18 ft 3 in	5.56 m	22 ft 5 in	6.83 m
<b>E</b> Width	5 ft 10.3 in	1.79 m	5 ft 10.3 in	1.79 m
<b>F</b> Wheelbase	6 ft 8 in	2.03 m	6 ft 8 in	2.03 m
<b>G</b> Ground clearance - center	9.5 in	.24 m	9.5 in	.24 m

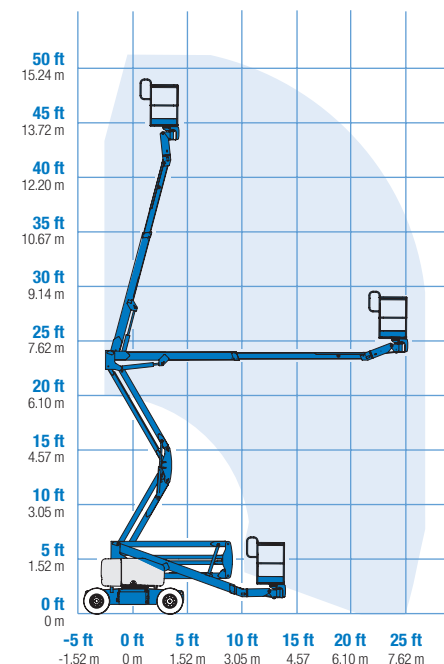
PRODUCTIVITY				
Lift capacity	500 lbs	227 kg	500 lbs	227 kg
Platform rotation	180°		160°	
Vertical jib rotation	—		139°	
Turntable rotation	355° non-continuous		355° non-continuous	
Turntable tailswing	zero		zero	
Drive speed - stowed	3.0 mph	4.8 km/h	3.0 mph	4.8 km/h
Drive speed - raised**	0.68 mph	1.1 km/h	0.68 mph	1.1 km/h
Gradeability - stowed***	30%		30%	
Turning radius - inside	6 ft	1.83 m	6 ft	1.83 m
Turning radius - outside	14 ft	4.26 m	14 ft	4.26 m
Controls	24 V DC proportional		24 V DC proportional	
Tires	9 x 14.5 in (foam-filled)		9 x 14.5 in (foam-filled)	

POWER				
Power source - DC	48 V DC (eight 6 V batteries, 350 Ah capacity)			
Power source - Bi-Energy	48 V DC (eight 6 V batteries, 350 Ah capacity) with Kubota 12 hp (8.9 kW) diesel driven alternator			
Auxiliary power unit	24 V DC		24 V DC	
Hydraulic tank capacity	8 gal	30.3 L	8 gal	30.3 L
Fuel tank capacity	9 gal	34.1 L	9 gal	34.1 L

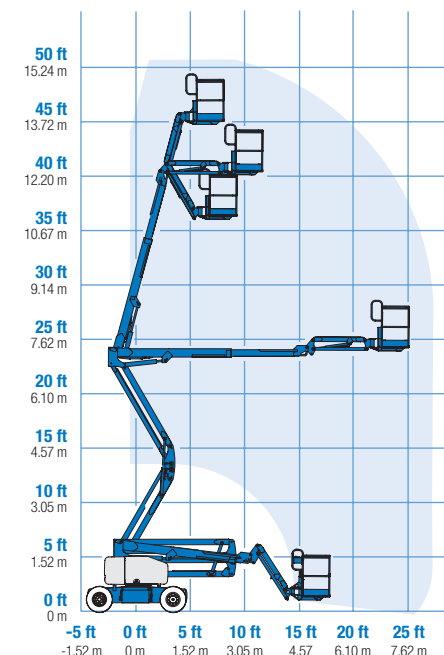
WEIGHT****				
DC	15,350 lbs	6,963 kg	16,300	7,394 kg
Bi-energy	15,850 lbs	7,190 kg	16,800	7,620 kg

**STANDARDS COMPLIANCE** ANSI A92.5, CSA B354.4, CE Compliance, AS 1418.10, PB-10-611-03

### RANGE OF MOTION Z™-45/25



### RANGE OF MOTION Z™-45/25J



\* The metric equivalent of working height adds 2 m to platform height. U.S. adds 6 ft to platform height.  
 \*\* In lift mode (platform raised), the machine is designed to operate on firm, level surfaces only.  
 \*\*\* Gradeability applies to driving on slopes. See operator's manual for details regarding slope ratings.  
 \*\*\*\* Weight will vary depending on options and/or country standards.

## Features

### EASILY CONFIGURED TO MEET YOUR NEEDS

#### PLATFORM OPTIONS

- Steel 6 ft (1.83 m) (standard)
- Steel 4 or 5 ft (1.22 or 1.52 m)
- Steel 6 ft (1.83 m) tri-entry

#### JIB OPTIONS

- Non-jib
- Articulating 5 ft (1.52 m) jib boom

#### POWER

- 48 V DC (eight 6 V 350 Ah batteries)

#### BATTERY CHARGING OPTIONS

- 25 Amp 48 V onboard charger
- Onboard alternator powered by Kubota diesel 12 hp (8.9 kW) engine

#### DRIVE

- 2WD

#### TIRE OPTIONS

- Industrial foam-filled (standard)
- Industrial non-marking foam-filled

### STANDARD FEATURES

#### MEASUREMENTS

##### Z™-45/25

- 51 ft 6 in (15.87 m) working height
- 25 ft (7.62 m) horizontal reach
- 23 ft 1 in (7.04 m) up and over clearance
- Up to 500 lb (227 kg) lift capacity

##### Z™-45/25J


- 51 ft 8 in (15.92 m) working height
- 25 ft 1 in (7.65 m) horizontal reach
- 22 ft 1 in (6.73 m) up and over clearance
- Up to 500 lb (227 kg) lift capacity

#### PRODUCTIVITY

- Self-leveling platform
- Hydraulic platform rotation
- Fully proportional controls
- Drive enable
- AC power to platform
- Horn
- Hour meter
- Tilt alarm
- 355° non-continuous turntable rotation

#### POWER

- 48 V DC deep cycle battery pack
- 24 V DC auxiliary power
- Battery charge indicator-BCI (Bi-energy only)



### OPTIONS & ACCESSORIES

#### PRODUCTIVITY

- Platform swing gate
- Half-mesh platform inserts with swing gate
- Platform top auxiliary rail
- Air line to platform
- Standard aircraft protection package
- Deluxe aircraft protection package
- Tool tray
- Fluorescent tube caddy
- Pipe cradle (pair)
- Alarm package
- Panel cradle package\*
- Platform work lights
- Front driving lights
- Lockable platform control box covers
- 800 watt inverter
- Tow package

\* Available on select models

#### POWER

- EE UL583 Fire Protection rating (DC models only)
- Battery charge indicator-BCI (DC only)
- Low voltage interrupt with BCI
- Cold Start Package (Bi-Energy only)

### Genie United States

18340 NE 76th Street  
P.O. Box 97030  
Redmond, Washington 98073-9730

Telephone **(425) 881-1800**  
Toll Free in USA/Canada **800-536-1800**  
Fax (425) 883-3475

### Genie Europe

The Maltings  
Wharf Road  
Grantham NG31 6BH  
U.K.

Telephone **+44 (0)1476 584333**  
Fax +44 (0)1476 584334

Email: [infoeurope@genieind.com](mailto:infoeurope@genieind.com)

### Distributed By:

For further information, please contact your local distributor or the Genie Industries sales office listed. Product specifications are subject to change without notice or obligation. The photographs and drawings in this brochure are for illustrative purposes only. Refer to the appropriate Operator's Manual for instructions on the proper use of this equipment. Failure to follow the appropriate Operator's Manual when using our equipment or to otherwise act irresponsibly may result in serious injury or death. Prices and specifications subject to change without notice. The only warranty applicable is the standard written warranty applicable to the particular product and sale. Genie makes no other warranty, expressed or implied. Products and services listed may be trademarks, service marks or trade-names of TEREX Corporation and/or its subsidiaries in the USA and other countries and all rights are reserved. Copyright © 2006 Genie Industries, Inc. "Genie" is a Registered Trademark of Genie Industries, Inc. in the USA and many other countries. Genie is a TEREX Company.